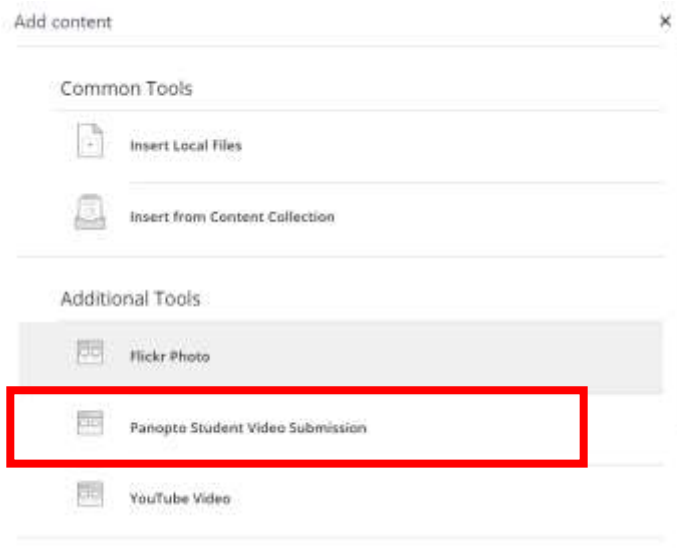
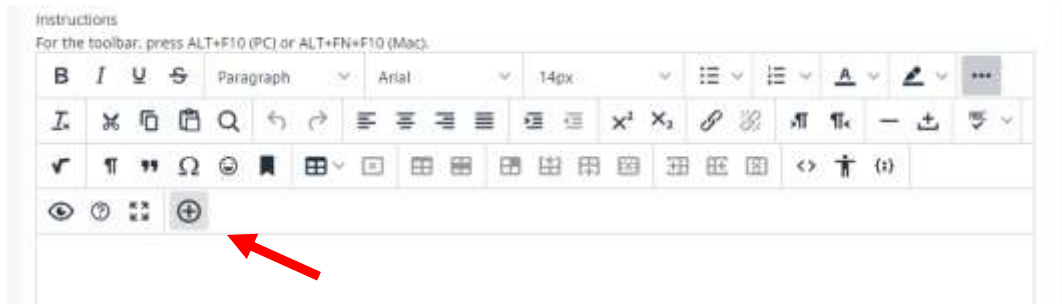


Student Video Submissions via Panopto

Create an Assignment (Assessments, Assignment)

In the Instructions area, choose the Add Content (+) button and choose “Panopto Student Video Submission”



This will fill in the instructions for the student automatically as shown below.

ASSIGNMENT INFORMATION

Name and Color

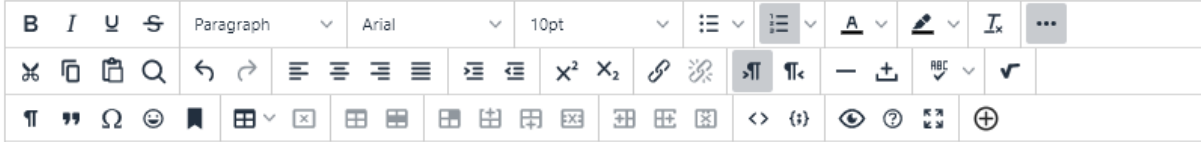
video assignment

Black

Instructions

100%

For the toolbar, press ALT+F10 (PC) or ALT+FN+F10 (Mac).



1. Record or upload your video in Panopto. To start creating your video, open your [Panopto video library](#).
2. Open the assignment in Blackboard and select **Write Submission**.
3. In the text editor, select the three dots to expand the entire toolbar, and then select the icon, which looks like a circle with a plus symbol inside of it, to open the Add Content window. Then select **Panopto Student Video Submission**.
4. A window will open to show the videos in your personal folder. If your video is located in a different folder, select the correct folder from the drop-down at the top.
5. Select the video you wish to submit and click **Submit Video**.
6. Your video will be added to the submission. Add any extra information and **Submit**.

OL = LI

124 WORDS POWERED BY TINY

Fill in the rest of the assignment information (points, due date, etc.) and click Submit.

Your Panopto video assignment is ready for students to complete.

When a student submits their video, it will appear in the grade center as any other assignment that needs grading

Full Grade Center

Last Saved: December 18, 2018 1:38 PM

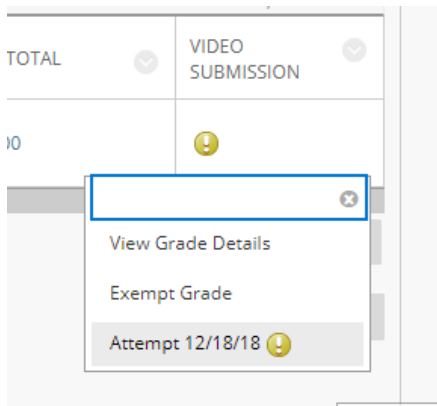
USERNAME	STUDENT ID	LAST ACCESS	AVAILABILITY	WEIGHTED TOTAL	TOTAL	VIDEO SUBMISSION
expo12		December 18, 2018	Available	--	0.00	🚩

Needs Grading View

1 total items to grade.

CATEGORY	ITEM NAME	USER ATTEMPT	DATE SUBMITTED	DUE DATE
Assignment	Video Submission	ruth expo	December 18, 2018 1:38:44 PM	

Choose the student's attempt to view it by click on their name in the Needs Grading area, or choosing the attempt in the Full Grade Center.



Click the link in the left area to launch and watch the submitted video.



Grade the video assignment as you would any other assignment.