

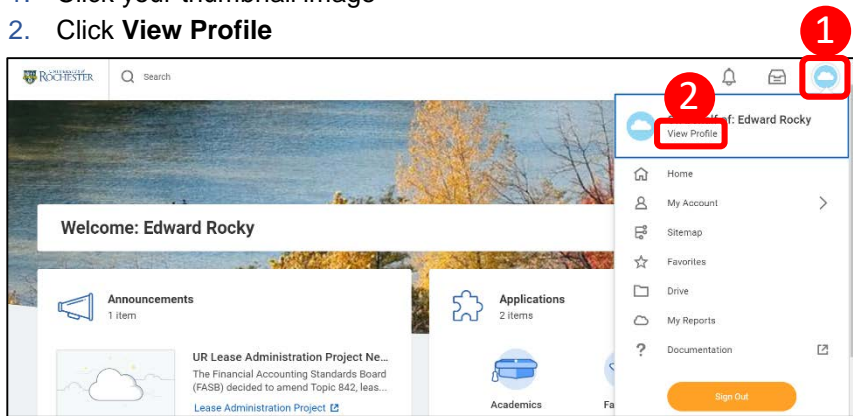
Student View Program of Study

Use UR Student to review your Program of Study (POS) and monitor your progress against your educational objectives.

View Student Profile

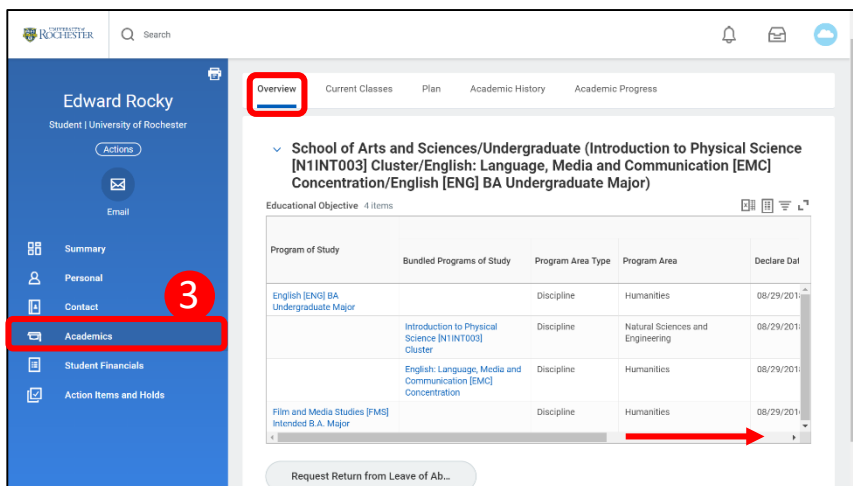
From your UR Student Home Page

1. Click your thumbnail image
2. Click **View Profile**



3. Click **Academics**

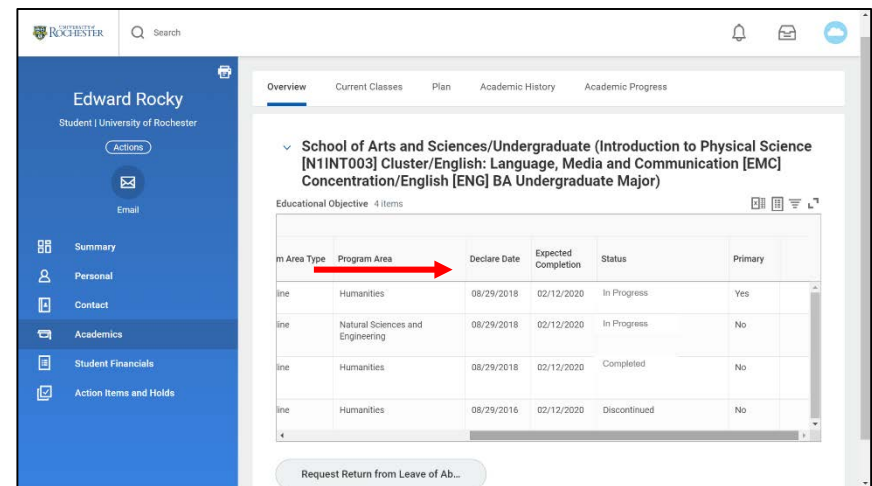
The overview tab shows your **In Progress** and past **Programs of Study**



What is a **Primary Program of Study**? Each student's academic record in the UR Student system must have one and only one primary program of study. For a graduate student, it is the program to which the student has been admitted. Additional programs of study can be added for items such as certificates after the student has been matriculated in to their primary program of study, based on individual school and program requirements. For an undergraduate student, this is typically their first declared major or their first intended major upon admission (taken from a student's application and their first designated area of interest).

For questions regarding which program is your primary program of study, please contact your Registrar or Advising office".

4. Scroll to the right to view all columns



For UR Student Support

<https://tech.rochester.edu/urstudent>

Quick Reference Cards, videos, training guides and FAQs
Details on in-person support and Office Hours

For General IT Support

University IT Help Desk
(585) 275-2000

UnivITHelp@rochester.edu