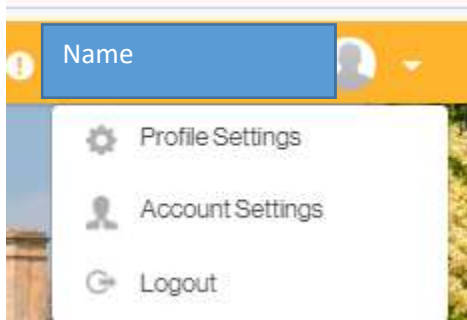


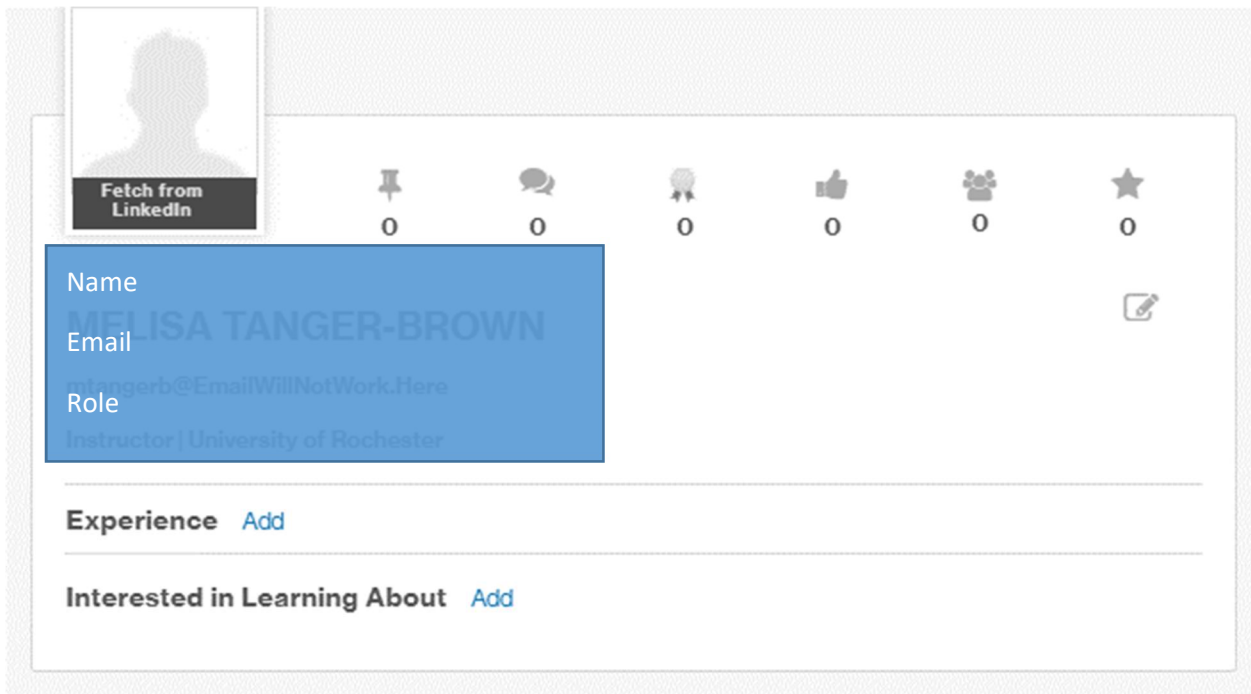
Yellowdig – Personal Settings

Profile Settings

At the top of the screen, where your name is located, choose the dropdown menu and choose Profile Settings

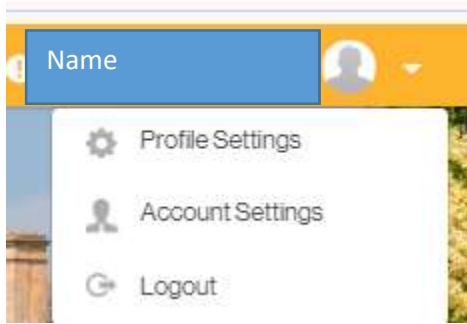


You can edit your profile picture here, as well as see information about the points that you have earned in Yellowdig (these are overall points, if you are in more than one course, this will be cumulative)



Account Settings





From the dropdown, choose Account Settings



There are a number of options available, all of which are described below:

Pin from Twitter – Allows you to connect Yellowdig to your twitter account and post to Yellowdig directly from twitter.

Notification Settings – allows you to set your notification settings for Yellowdig

Account Settings
 Basic
 Pin from Twitter
 Notification Settings
 Disabled Boards

Notification Settings

The following screen shows the options for notifications.

Notification Settings

- Get notified when the board owner pins on a board you are following (Highly Recommended)
- Get notified when another follower pins on a board you are following
- Get notified when a follower pins on a board you own
- Get notified when someone you follow pins on a board you follow
- Get notified when someone likes or comments or gives badge on your pin
- Someone replies to your comment
- Receive daily email digests
- Receive weekly email digests
- Someone @mentions you in a pin or comment (Highly Recommended)
- Get notified if an administrator revokes points for your comment or pin
- Get notified for any activity on your bookmarks
- Get reminders from your administrator to participate (Highly Recommended)

Pin from Twitter

If you wish to use Yellowdig in coordination with Twitter, choose Pin from Twitter. Instructions for having tweets automatically post to Yellowdig are included on the setup page.

Pin from Twitter

Pin from Twitter Configuraton

Choose your twitter handle. Any tweet from you having the hashtag #yd in it will then be pinned on the default board you select. Links to articles or videos (youtube, vimeo, mediasite) will automatically be embedded as with direct pins.

 Add