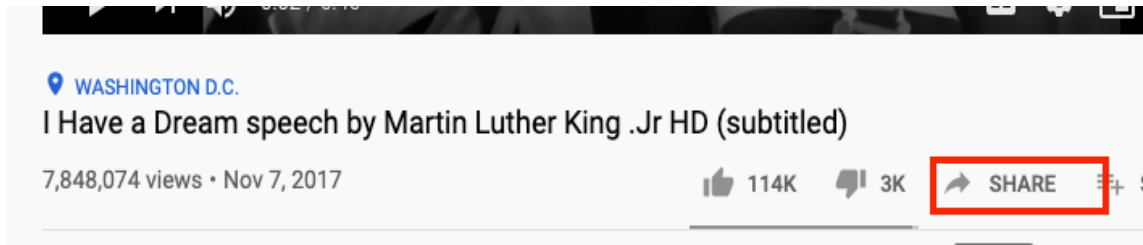



Embedding YouTube Videos on your Blackboard Course Page

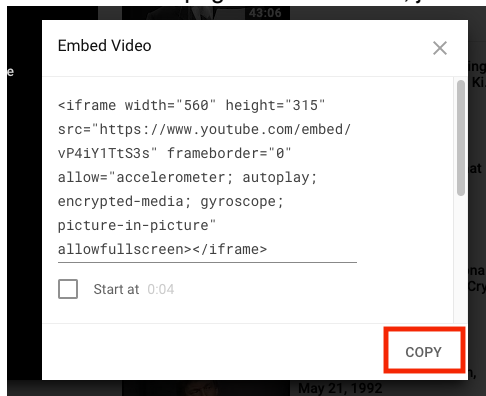
Go to Youtube, find and select the video you want to add to the course
At the lower right of the video's title, click the Share link:



On the next screen, click Embed:



That will show a page of embed code, just click the Copy button:



Now that the code is copied on your computer's clipboard, go to your Blackboard course
In the content area where you want to add the video, choose Build Content / Item
Name your item

In the Text Editor, choose the HTML button at the lower right of the third row of icons:



Paste that copied code and click the Update button at the lower right.
Submit the item

Result:

