

Ultra Courses

Teaching in Ultra

Eric Fredericksen, EdD

Associate Vice President for Online Learning
Professor in Educational Leadership

Lisa Brown, EdD

Assistant Director

University IT & URMCI Institute for Innovative Education



Workshop Learning Objectives

Participants will be able to...

- Setup Overall Grade in Gradebook
- View Student Progress and other Analytics
- Grade Student Work and Post grades
- Create and Post Announcements
- Email/Message Students
- Receive Appropriate Notifications




SETTING OVERALL GRADE



What is the Overall Grade?

- Similar to Total or Weighted Total in Original
- You decide how it is presented/calculated
- You decide if it is displayed



Set it Up

List View – Bottom of Screen

Student View – Bottom of Screen

Grid View – Right Side of screen

When you have all of your graded items created



Set up the overall grade!

The overall grade helps students keep track of their performance in your course. You can select the gradebook items to include.

Set it up

[Hide this message](#)



Overall Grade Setup or Change



Settings

Automatic Zeros

- Assign automatic zeros for past due work
*Students can submit late to update their grades.
Students with due date accommodations aren't affected.*

Overall Grade

[Manage overall grade settings](#)

Setup Overall
Grade Column



Overall Grade Initial Setup

Examples

Overall Grade Calculation

Choose the format to calculate the overall grade for your course:

Points

[Hide example](#)

Assignments category	(200 points)
- Assignment 1	(100 points)
- Assignment 2	(100 points)
Final Exam	(300 points)
Overall Grade	/500 points

Weighted

[Hide example](#)

Assignments category	(40% of overall grade)
- Assignment 1	
- Assignment 2	
Final Exam	(60% of overall grade)
Overall Grade	/100%

Advanced

Use the formula editor to create a bespoke calculation for the overall grade

Cancel

Next



Overall Grade Settings

Choose Grade Type
Points, Weighted

Uncheck for Total points
Check for Running Total

Calculation Details

Grades →

Select a Calculation Type

Points Weighted Advanced

Assign point values to grade categories (such as tests or assignments) and grading items (such as a particular test). [Hide Instructions](#)

- Unlink [🔗] an item from its category to calculate it independently.
- Exclude [🚫] items and categories from the overall grade calculation.

 Discussion 10 items Edit calculation rules	25		
 Journal 9 items Edit calculation rules	9		
 Extra or Bonus 6 items Edit calculation rules	0		
 Group Project 4 items Edit calculation rules	10		

Overall Grade Settings

The overall grade helps students keep track of their performance in your course. The overall grade is calculated using relative weights for gradebook items or categories.

- Include all items in the grade calculation, using a value of 0 for an item if there is no mark.

Select how the overall grade is displayed

Points

- Show to students

Uncheck to Hide this
column



Display of Overall Grade

Verify Letter
Grade Settings

Select how the overall grade is displayed

Letter

Letter

Points

Percentage


Complete/Incomplete



Groups Gradable Items

Expand to see Gradable Items in this Category



 Individual Project 4 items  Edit calculation rules	23		
Individual Lesson - Part 1 (M5) Individual Project	2		
Individual Project Part 2 (M6) Individual Project	2		
Lesson Plan Sharing (M10) Individual Project	5		
Individual Lesson - Final (M10) Individual Project	14		



Groups Gradable Items

Click to Exclude from points collection (will turn purple)




 Individual Project 4 items  Edit calculation rules	23		
Individual Lesson - Part 1 (M5) Individual Project	2		
Individual Project Part 2 (M6) Individual Project	2		
Lesson Plan Sharing (M10) Individual Project	5		
Individual Lesson - Final (M10) Individual Project	14		



































Groups Gradable Items

Click to Remove / Unlink
from Category completely

 Individual Project 4 items  Edit calculation rules	23		
Individual Lesson - Part 1 (M5) Individual Project	2		
Individual Project Part 2 (M6) Individual Project	2		
Lesson Plan Sharing (M10) Individual Project	5		
Individual Lesson - Final (M10) Individual Project	14		



Move items into the Category

 Discussion 7 items  Edit calculation rules	28		
 Journal 7 items  Edit calculation rules	14		
Discussion - LOT Assignment Submission & Peer Review Assignment	13		
 Assignment 3 items  Edit calculation rules	45		
Demonstration of Teaching Assignment- Submission and discussion Assignment	13		
Observation of Clinical / Large Group Teaching Assignment	7		
Clinical Teaching Methods Paper Assignment	25		
 Test 1 item  Edit calculation rules	1		
 Exam 0 items  Edit calculation rules	0		
 Homework 0 items  Edit calculation rules	0		

 Assignment 4 items  Edit calculation rules	58		
Discussion - LOT Assignment Submission & Peer Review Assignment	13		
Demonstration of Teaching Assignment- Submission and discussion Assignment	13		
Observation of Clinical / Large Group Teaching Assignment	7		
Clinical Teaching Methods Paper Assignment	25		













Using Weights

Points **Weighted** Advanced

Assign percentage values to grading categories and items for an overall grade worth 100%. [Hide Instructions](#)

- Unlink (🔗) an item from its category to weigh it independently.
- Unlock (🔒) items and categories to let the system auto-balance their percentages.
- Exclude (🚫) items and categories from the overall grade calculation.

 Discussion 18 items + Edit calculation rules	🔒 11.12 % 🚫 ▾
 Journal 6 items + Edit calculation rules	🔒 11.11 % 🚫 ▾
 Test 6 items + Edit calculation rules	🔒 11.11 % 🚫 ▾
 Assignment 1 item + Edit calculation rules	🔒 11.11 % 🚫 ▾
 Attendance 0 items + Edit calculation rules	🔒 11.11 % 🚫 ▾
 Exam 0 items + Edit calculation rules	🔒 11.11 % 🚫 ▾
 Homework 0 items + Edit calculation rules	🔒 11.11 % 🚫 ▾
 Presentation 0 items + Edit calculation rules	🔒 11.11 % 🚫 ▾
 Quiz 0 items + Edit calculation rules	🔒 11.11 % 🚫 ▾
 Calculations 1 item	N/A ▾

Total: 100%

Initial View




All Categories
Equal Weighting


















































Updating Weights

Points **Weighted** Advanced

Assign percentage values to grading categories and items for an overall grade worth 100%. [Hide Instructions](#)

- Unlink  an item from its category to weigh it independently.
- Unlock  items and categories to let the system auto-balance their percentages.
- Exclude  items and categories from the overall grade calculation.

 Discussion 18 items  Edit calculation rules	 35 %  
 Journal 6 items  Edit calculation rules	 10 %  
 Test 6 items  Edit calculation rules	 20 %  
 Assignment 1 item  Edit calculation rules	 35 %  
 Attendance 0 items  Edit calculation rules	 0 %  
 Exam 0 items  Edit calculation rules	 0 %  
 Homework 0 items  Edit calculation rules	 0 %  
 Presentation 0 items  Edit calculation rules	 0 %  
 Quiz 0 items  Edit calculation rules	 0 %  
 Calculations 1 item	N/A 

Total: 100%

Update Percentages for others

Exclude any Unused Categories



Manage Grade Categories

Create new
Categories



Instructor
Created



Blackboard
Created



Grade Categories

Grade categories are groups of similar coursework. You can add custom categories to the gradebook.

Category Name	Icon	Menu
Add New Category		
Group Project	Document icon	...
Final Reflection	Document icon	...
Individual Project	Document icon	...
Participation or Community	Document icon	...
Extra or Bonus	Document icon	...
Quiz	Quiz icon	
Presentation	Presentation icon	
Homework	Homework icon	
Exam	Exam icon	

Used for Overall Grade Calculations



Add your Category

Journal - Module 5

Journal Settings

Details & Information

- Grade journal
This journal counts for a grade
- Allow users to edit and delete entries
- Allow users to edit and delete comments

Participation & Grading

Due date

11/27/23 11:59 PM

Grade category

Journal

Grade using

Points

Maximum points

5

Additional Tools

Use grading rubric
[Add grading rubric](#)

Use Setting Gear
for any Graded
Item to set the
Category

- Quiz
- Presentation
- Homework
- Exam
- Journal
- Discussion
- Test
- Assignment



PROGRESS TRACKING



Progress Tracking

Details & Actions

- Roster
[View everyone in your course](#)
- Progress Tracking ⓘ
[Turn on](#)
- Course Image
[Edit display settings](#)

Progress Tracking

Progress tracking allows:

- Participatory items to be marked as complete when a student has made a submission or contributed to a discussion.
- Non-participatory content to be manually marked as completed by students after they've viewed it.

On
Changes may take a few minutes to complete.

Cancel Save

Highly Recommended Option



Student View

Marked as Complete



Course Content



Example Document



Folder of Perusall assignments

Started



Backward Design Process - Full video

This sample shows how video annotation works. Bonus:



Progress Tracking View by Student



Last access: 12/3/23, 12:18 AM

Username:



ID:



Grades

Progress










Notes



✔ Module 2 - Experience as Learners - September 4 - 10	Marked complete 9/18/23, 2:23 PM	←
☹ Module 3 - Building Community - September 11 - 17	Started 9/18/23, 2:37 PM	∨
✔ Module 4 - Theories of Learning - September 18 - 24	Marked complete 9/28/23, 8:22 PM	∨
☹ Module 5 - Lesson Design - September 28 - October 1	Started 9/27/23, 10:55 PM	←



Item Specific Progress For Student

Module 7 - Motivation - October 9 - 15		Started 10/14/23, 7:56 PM
<input checked="" type="checkbox"/>  Welcome to Module 7	Student clicked, and marked it complete	Marked complete 10/14/23, 8:03 PM
<input checked="" type="checkbox"/>  Module Overview		Marked complete 10/14/23, 8:03 PM
<input type="checkbox"/>  Module 7 Content	Student did not click into this	Started 10/14/23, 7:58 PM
<input type="checkbox"/>  Best Practices for Social Presence (M7)		Unopened
<input type="checkbox"/>  Identifying Motivation (M7)		Unopened
<input checked="" type="checkbox"/>  Group Work in Online Settings (M7)	Student submitted this	Completed 10/28/23, 7:02 PM
<input type="checkbox"/>  Conversations about Online Learning - Yellowdig	Student clicked this	Started 10/24/23, 5:58 PM
<input type="checkbox"/>  Mid-Course Survey		Unopened
<input type="checkbox"/>  Reflection - The puzzle of motivation Dan Pink (M7)		Unopened



Progress Tracking View by Content Item

The screenshot displays a user interface for managing content. At the top, a folder icon is labeled "Module 10 Content" with a visibility toggle set to "Visible to students". Below this, three content items are listed, each with a document icon and a visibility toggle:

- Review for Synchronous Session (Visible to students)
- Review for In-person Session (Visible to students)
- Review Content (Visible to students)

A context menu is open for the "Review Content" item, showing three options: "Edit", "Student Progress", and "Delete". A red arrow points to the "Student Progress" option. The menu is triggered by a red square highlighting the three-dot menu icon for the "Review Content" item.



Student Specific Progress For Item

Review for In-person Session

Content **Student Progress**

Progress Summary



Q Search by student name Progress Status All

<input type="checkbox"/> Student Name ↑	Progress Status ↓
<input type="checkbox"/>	Marked complete 11/28/23, 4:21 PM
<input type="checkbox"/>	Unopened
<input type="checkbox"/>	Unopened
<input type="checkbox"/>	Started 11/29/23, 5:48 AM
<input type="checkbox"/>	Unopened
<input type="checkbox"/>	Unopened
<input type="checkbox"/>	Marked complete 11/29/23, 4:43 PM

Student opened and marked Complete →

Student opened →

Student has not opened →

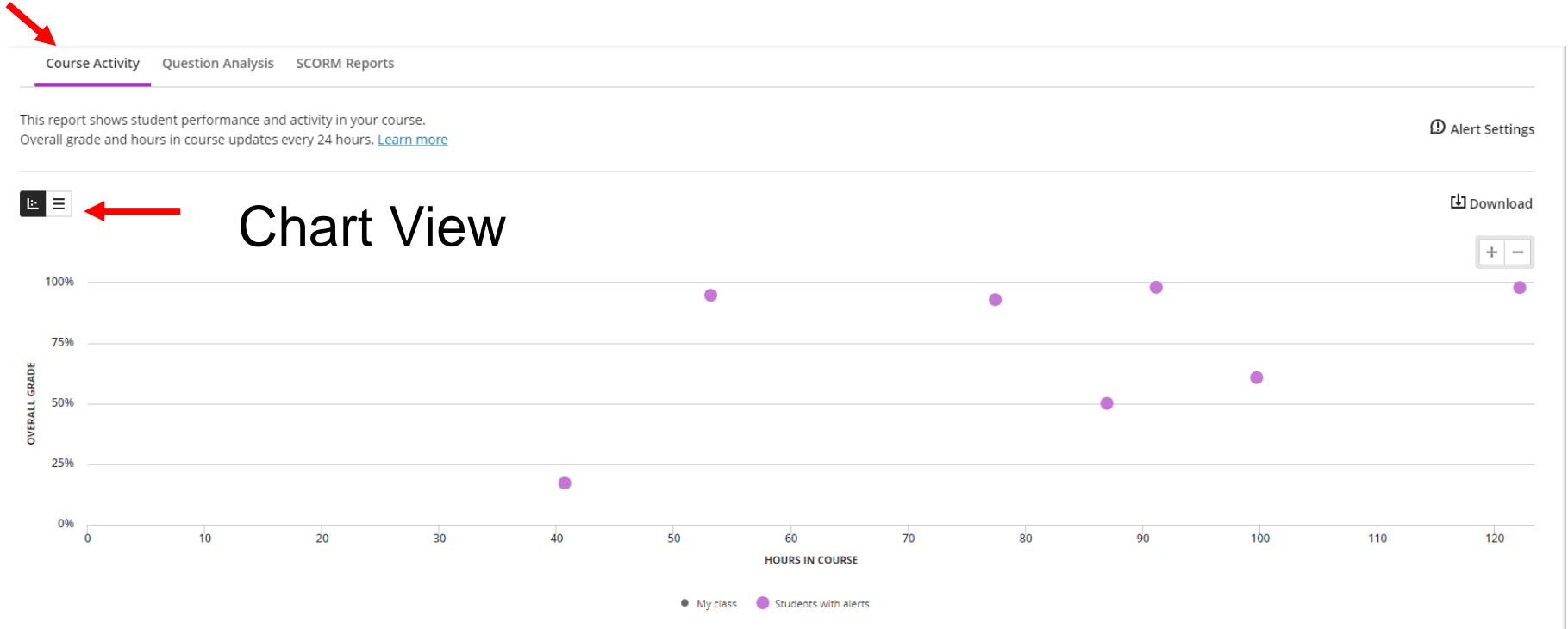


ANALYTICS



Analytics

Course Activity



Analytics

List View



Send message

Download

Filter alerts
All students

Alerts

<input type="checkbox"/>	Student	Overall Grade	Hours in Course	Days Since Last Access
<input type="checkbox"/>		17.18%	40.76	17
<input type="checkbox"/>		50.16%	86.97	17
<input type="checkbox"/>		60.83%	99.7	6
<input type="checkbox"/>		93.07%	77.43	6
<input type="checkbox"/>		94.89%	53.15	9








Question Analysis



Course Activity Question Analysis SCORM Reports

Question Analysis

Question analysis provides statistics on overall performance, assessment quality, and individual questions. This data helps you recognize questions that might be poor discriminators of student performance. Reports expire after 14 days.

Assessment ↕	Due Date ↕	Status ↕	
 Getting Started Quiz		No questions in the assessment	Run Report
 Quiz - Course Expectations (M1)	9/6/23, 11:59 PM		Run Report
 Group Lesson Draft (M8)	10/18/23, 5:00 PM		Run Report
 ...			
 Quiz - Course Expectations (M1)	9/6/23, 11:59 PM	Completed on 12/27/23, 11:23 AM	

Question Analysis Overall

Quiz - Course Expectations (M1)

Visible to students

Content and Settings Submissions (7) Student Activity **Question Analysis**

Test Summary (Analysis last run on 12/27/23, 11:23 AM)

Rerun Report

Edit Assessment

Average score

0.92 / 1.4

Possible questions

7

Completed attempts

7

Average time spent

01:17:53

Discrimination


Indicates how well questions differentiate between students who know the subject matter and those who don't

Good (>0.3)




5

Fair (0.1 to 0.3)




2

Poor (-1.0 to 0.1)



0

Can't calculate




0

Difficulty

Indicates the percentage of students who answered the questions correctly

Easy (>80%)




2

Medium (30% to 80%)



4

Hard (<30%)



1



Question Analysis

Question by Question

Test Questions									
Question	Review ↕	Question Modified ↕	Needs Grading ↕	Question Type ↕	Discrimination ↕	Difficulty ↕	Graded Attempts ↕	Not Answered ↕	Average Score ↕
True or False - This class meets every week during the semester.	No	No	No	True/False	0.23	71.43%	7	0	0.15
True or False - I am expected to have had previous experience in an online CO...	Needs review	No	No	True/False	0.66	85.72%	7	0	0.18
True or False - One of the benefits of this course being "online" is that I c...	No	No	No	True/False	0.83	71.43%	7	0	0.15
Which of these is NOT one of the major assignments in the course?	No	No	No	Multiple Choice	0.68	57.15%	7	0	0.12
I understand that there will be multiple online assignments during the week,...	Needs review	No	No	True/False	0.15	85.72%	7	0	0.18
There are bonus points available throughout the course.	Needs review	No	No	True/False	0.63	14.29%	7	0	0.03
What is the number of class sessions you can miss without penalty?	No	No	No	Multiple Choice	0.63	71.43%	7	0	0.15



Discussion Post Analytics

Discussion Analysis

as of 11/17/23, 12:51 AM



Substantive Posts

Class Average: 1

1 of 1

Sentence Complexity

13th grade

Class Average: 13th grade

Lexical Variation

44 Content Words
cellular, building, etc.

105 Functional Words
to, be, are, is, etc.

Discussion Analysis

as of 11/17/23, 12:51 AM



Substantive Posts

Class Average: 1

1 of 1

[No Title]

Sentence Complexity

10th grade

Class Average: 13th grade

Lexical Variation

26 Content Words
cellular, building, etc.

64 Functional Words
to, be, are, is, etc.



Critical Thinking Level

25.2%

Class Average: 42%



Word Variation

41.67%

Class Average: 51%



Critical Thinking Level

54.38%

Class Average: 42%



Word Variation

41.28%

Class Average: 51%



<i>Discussion Details</i>	<i>Student's Participation</i>	<i>Class Average</i>
Responses	1	1
Replies	0	0
Average Word Count	180	122.4







<i>Discussion Details</i>	<i>Student's Participation</i>	<i>Class Average</i>
Responses	1	1
Replies	0	0
Average Word Count	109	122.4



GRADING



Needs Grading from Assignment List

	Assignment 2 3 missing 2 of 5 submitted	7/14/23, 12:00 AM	1 to grade
	Assignment 3 5 missing 0 of 5 submitted	7/21/23, 12:00 AM	✔ Complete
	Assignment 4 5 missing 0 of 5 submitted	7/28/23, 12:00 AM	✔ Complete
	Adaptive Release assignment 4 missing 1 of 5 submitted	7/7/23, 12:00 AM	⊕ 1 to grade
	Assignment in LM 4 missing 1 of 5 submitted	7/14/23, 12:00 AM	1 to grade
	sample word count 5 missing 0 of 5 submitted	10/28/23, 2:41 PM	✔ Complete



Needs Grading From Grid View

Students ⇅	Assignment 1 ⇅	Assignment 2 ⇅	Assignment 3
	100 points	100 points	100 p
5 Students	Complete	1 Graded 1 Posted	0 Graded
	0 Automatic zero	-	-
	0 Automatic zero	-	-
	80 Posted	New Submission	- / 100
	75 Posted	New Submission	-

- View
- Post
- Add or edit exceptions
- Add or edit exemptions



Non-Blackboard Tools

- Cannot access non-Blackboard tools through the Grid View
- May need to go through Content and through link there to Grade
- Can also access from the Assignment list View



Add Grade


Final Grade

70 / 100

Override
[Undo](#)

Students

Questions

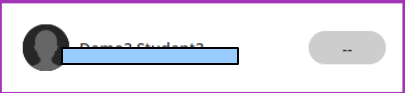
 Demo3 Student3
SUBMITTED 12/27/23, 1:44 PM




Final Grade



Grading Status
All Grading Statuses



sdafasdfsadfsadfsadf

 SUBMITTED 12/27/23, 1:44 PM

70 / 100



Final Grade

70 / 100





Add Grade When Auto-Zero



The screenshot displays a learning management system interface. On the left, a sidebar shows a list of students with their respective scores: 80 / 100, 0 / 100 (highlighted with a purple box), and 80 / 100. The main content area shows a student's submission with a grade of -- / 100, which is circled in blue and pointed to by a red arrow. The submission text is "asdfsdfasdfsdfasdfsaf". On the right, a feedback panel is visible, showing "Overall Feedback" and a text input field for feedback. The "Final Grade" is listed as "Posted" with a score of 0 / 100.





Regrading Auto Zero Scores with Rubric

Must click this to
start the grade
override process



 Overall Feedback 

 Grading Rubric 

Submission 0 / 15 
Maximum Score: 15 points

You've overridden the grade for this submission.
 [You may regrade with the rubric.](#)

Show descriptions

Able to use previously created dataset -  
1 possible points (6.67%)



Rubric Scores and Feedback

Open the Feedback Pane



Audience Defined
25% of total grade

0.37

Excellent	0.5
Satisfactory	0.38
New Level	0.25
Poor	0

Overall Feedback

See comments to the left on each section.
Grade is based on the rubric scores.

Text Feedback

Be sure to make adjustments to the first part before starting part 2. Especially the objectives as these define the table in part 2.

Grading Rubric

Submission
Maximum Score: 2 points

1.5 / 2

Show descriptions

Audience Defined
25% of total grade

0.37

Online Expectations Defined
25% of total grade

0.5


Overall description
25% of total grade

0.37







Post Grades

Journals/Discussion boards must be posted
Tests/Assignments must be posted if not set Automatically

5 of 7 PARTICIPATING 0 TO GRADE 3 TO POST Post all grades 

Search by student name Student Status: All Student Statuses Grading Status: All Grading Statuses Send Message

<input type="checkbox"/>	Student	Student Status	Grading Status	Grade	
<input type="checkbox"/>	 <input type="text"/>	Entry made	1 to post	2 / 2	Post 1 grade 
<input type="checkbox"/>	 <input type="text"/>	Entry made	1 to post	2 / 2	Post 1 grade ...
<input type="checkbox"/>	 <input type="text"/>	Entry made	1 to post	2 / 2	Post 1 grade ...



Reminder - Automatic Posting

Access from
Gear Settings
on Assignment



Delegated Grading

Assessment grade

- Post assessment grades automatically
Automatically posts the grade when the assessment is graded. The feature covers automatically and manually graded assignments, and tests with auto-graded question types. Turn the setting off if you want to manually control grade publication.
-












Grid View

Students	Overall Grade	Getting Started ...	Module 1 Quiz	Module 2 Assign...	Module 3 Assign...	Module 4 Assign...	Module 5 Assign...	Module 6 Assign...
	130 points	10 points	10 points	25 points	25 points	15 points	25 points	30 points
13 Students	6 items	Complete	Complete	Complete	Complete	Complete	Complete	Complete
		6 Posted	10 Posted	21 Posted	21 Posted	15 Posted	20 Posted	30 Posted
		8 Posted	10 Posted	24 Posted	25 Posted	15 Posted	22 Posted	26 Posted
		8 Posted	10 Posted	22 Posted	25 New attempts allowed	15 Posted	24 Posted	29 Posted





Additional Attempts for One Student

 Module 5 Assignment (Late)	11/13/23	Completed	 20 / 25		
 Module 6 Assignment	11/19/23				 Add or edit exceptions  Add or edit exemptions

Module 6 Assignment

Selected student

Assessment due date

11/19/23  11:59 PM 

Be sure your show date occurs before the assessment due date and your hide date occurs after the assessment due date

Show on


Date Time


Hide after

Date Time

Attempts allowed

1

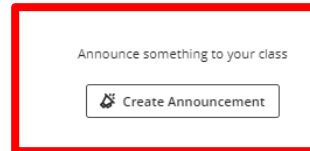
 Your student will not be able to make any further submissions.



POST/SEND ANNOUNCEMENTS



Add an Announcement



Create the Announcement

* Title

* Recipients

* Message

A · **T** · **A** · **0%** | **B** *I* U ... | **Table** **List** **Quote** | **Undo** **Redo** | **Link** **Image** **More**

Type an announcement message

Word count: 0



Send an email copy to recipients

Your message won't be delivered to recipients without an email address on record.
You can't send an email copy for an announcement scheduled to display or hide in the future.



Schedule announcement

You can't select a display date in the future if you send an email copy



Be sure to POST

0 Posted 0 Scheduled 1 Draft

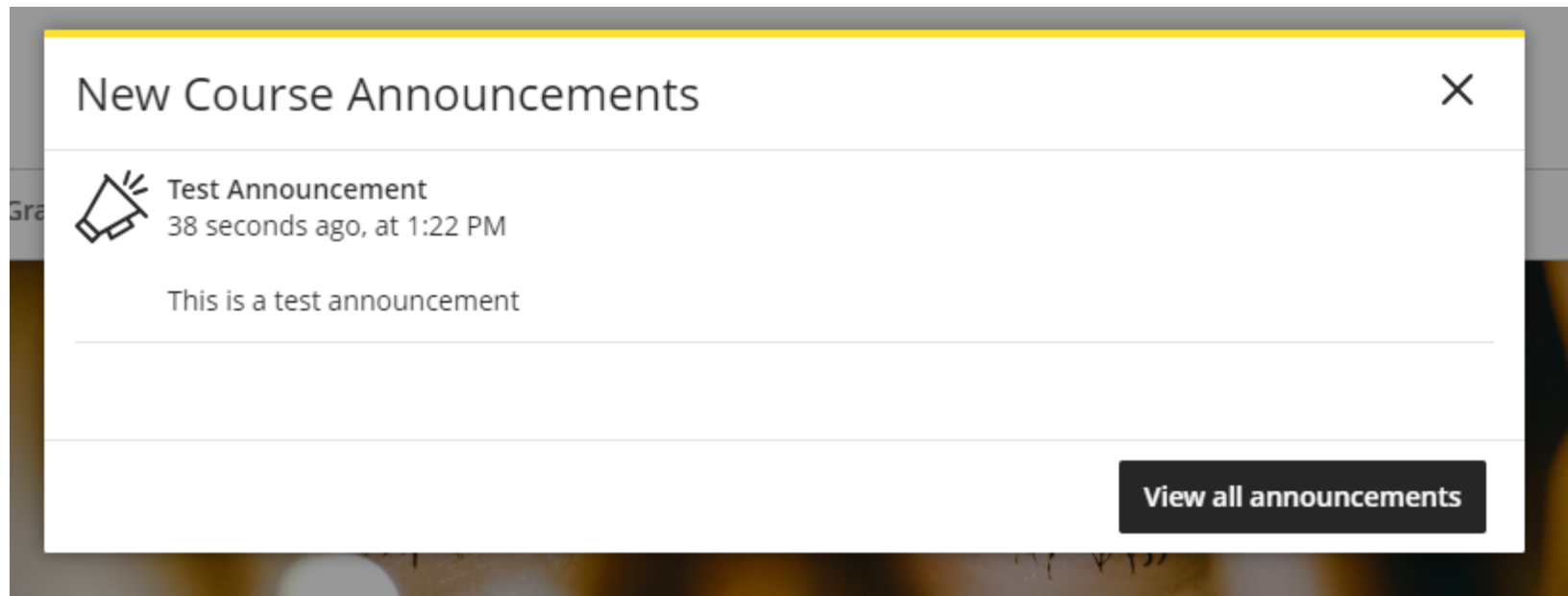
Announcement ▾

	Status ▾	Viewers ▾
 Test Announcement DRAFT This is a test announcement	Post Now	0 / 7

Note: Can only POST when course is OPEN



Pop-up Upon Course Entry



Also appears on Activity Stream



Email OR Schedule

* Title

* Recipients

* Message

A · **T** · **A** · **🔗** | **B** *I* U ... | **📄** **☰** **¶** | ↶ 🔗 **🌐** **📎** **⊕**

Type an announcement message

Word count: 0

Send an email copy to recipients

Your message won't be delivered to recipients without an email address on record.
You can't send an email copy for an announcement scheduled to display or hide in the future.

Schedule announcement

You can't select a display date in the future if you send an email copy



Scheduled Announcement

You can't send an email copy for an announcement scheduled to display or hide in the future.

Schedule announcement

You can't select a display date in the future if you send an email copy

Show on

12/27/23



1:25 PM



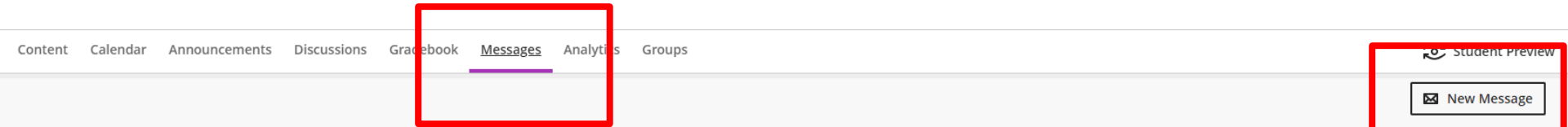
Hide on



MESSAGE STUDENTS



Send Messages



View messages for your course here.

You can ask questions and share your thoughts with one person, multiple people, or the whole class.



Compose Message

One or More Students

Recipients

Q Enter a course member or group

ⓘ Please add at least one recipient

✓ Send an email copy to recipients

☑ Allow replies to this message

* Message

A **T** **A** **🔗** | **B** **I** **U** ... | **📧** **☰** **¶** | **↩** **🗑** **🔗** **✎** **📷** **⊕**

Type a message








Choose Recipients

Recipients

Search: Enter course number or group

Type name or choose from list

-  All course members
-  All instructors
-  All students
-  [Redacted]
-  [Redacted]




Individual Message from Student List

Gradable Items **Students**

Q Search ⓘ

1-13 of 13 25 items per page Page 1 of 1 < >

Full Name ↑ Student ID ↓ Username ↓ Last Access ↓ Overall Grade ↓

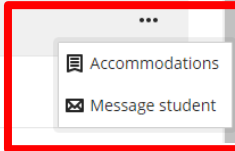


12/22/23, 3:27 PM

117 / 130

11/17/23, 11:39 AM

122 / 130

A red-bordered box highlights a dropdown menu for a student. The menu is open, showing two options: "Accommodations" with a document icon and "Message student" with an envelope icon. A three-dot menu icon is visible at the top of the dropdown.

- Accommodations
- Message student



Individual Message from Student Page

Current Grade **117 / 130**

Student Activity Accommodations **Send Message**

Grades Progress Notes

Item Name	Due Date	Status	Grade	Feedback
Getting Started Quiz		Completed	6 / 10	...
Module 1 Quiz 1 attempt submitted	10/25/23	Completed	10 / 10	...
<u>Module 2 Assignment</u>	10/30/23	Completed	21 / 25	...
Module 3 Assignment	11/3/23	Completed	21 / 25	...
Module 4 Assignment	11/8/23	Completed	15 / 15	...
Module 5 Assignment (Late)	11/13/23	Completed	20 / 25	...
Module 6 Assignment	11/19/23	Completed	30 / 30	...



History of Messages

Course Messages



12/2/23, 8:27 PM




Yes it did, responding to your comment! Thank you again for your help in this process. Have a wonderful w...



11/20/23, 10:43 AM




Yes. I got it. Graded it this morning!



11/17/23, 9:43 AM




the last module uses a new dataset. but at some point, I would recommend making the changes to modul...



11/16/23, 8:17 PM



Thank you. I appreciate the follow-up.



11/14/23, 11:30 AM



Thank you Lisa. I understand. The final module is not up yet.






GET NOTIFICATIONS






Discussion

New Posts Indicator

Discussion for Week 1  

 Visible to students ▾

Talk about readings

  a minute ago, at 2:04 PM • **NEW** 

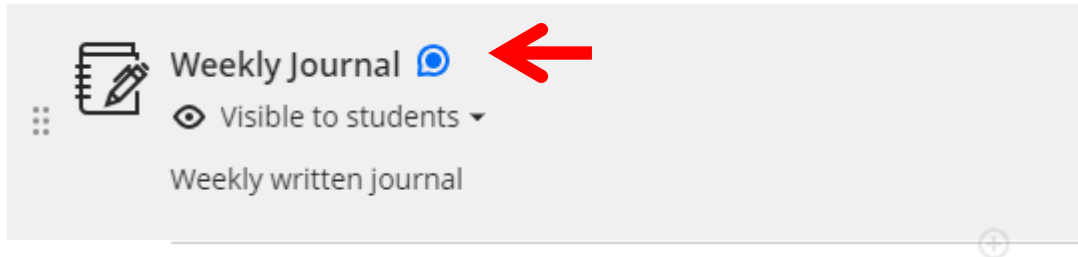
My first post



[Reply](#)




Journal


New Posts Indicator









Weekly Journal  


 Visible to students ▾

Weekly written journal





Student	Student Status
	No Entries made
	No Entries made
	2 Entries
	No Entries made
	2 Entries








Setup Email Notifications

Profile

Notification Settings

Email Notifications

Email me right away
 Email me once a day

Notify me by email about these activities

- New gradable items
- New grades and feedback
- New discussion messages
- New content added
- New and upcoming due dates
- Past due items
- New courses available



Daily Notifications by Email



Thu 11/16/2023 11:16 PM

do-not-reply@learn.rochester.edu

[EXT] Daily Notifications

To

If there are problems with how this message is displayed, click here to view it in a web browser.

Your updates

Messages

[New message from](#) [redacted]

Using Quantitative Data Analysis Software (1 credit) (ED528.1.FALL2023WSE)
(ED528.1.FALL2023WSE)

[New message from](#) [redacted]

Using Quantitative Data Analysis Software (1 credit) (ED528.1.FALL2023WSE)
(ED528.1.FALL2023WSE)

Discussion board threads

[New activity in Feedback on Group Lesson \(M8\)](#) from [redacted]

Online Teaching and Learning (EDE484.1.FALL2023WSE) (EDE484.1.FALL2023WSE)

Journals

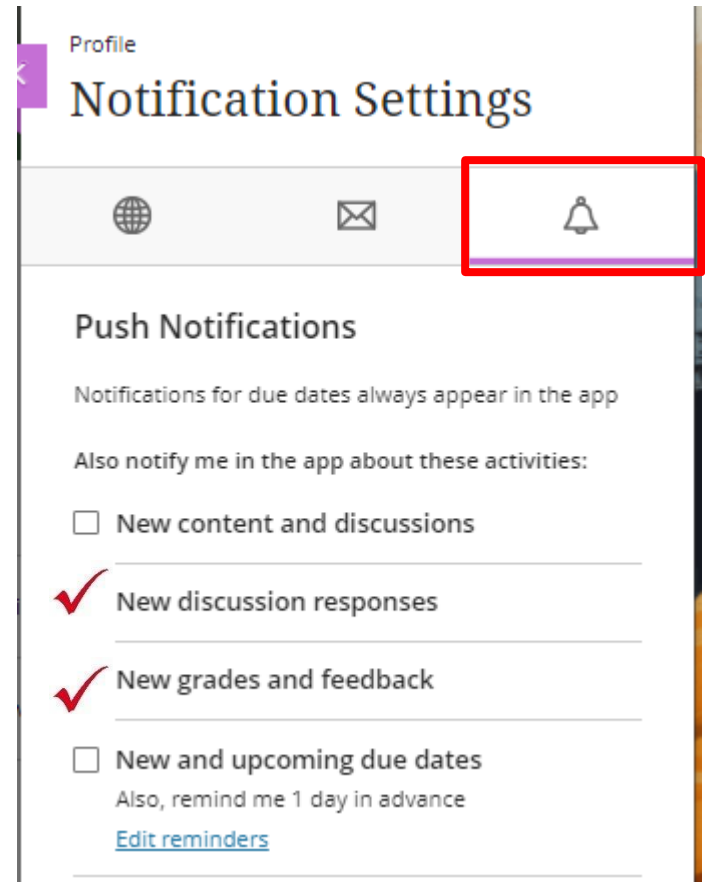
[New entry in Reflection Journal \(M8\)](#) from [redacted]

Online Teaching and Learning (EDE484.1.FALL2023WSE) (EDE484.1.FALL2023WSE)



Setup Push Notifications

Tip
Turn on Push Notifications

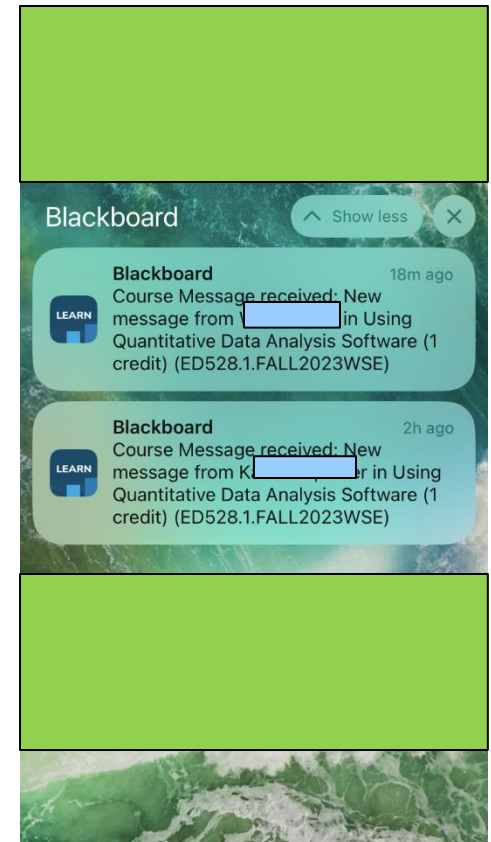


Mobile App Notifications

Tip

Log in to the Mobile App

You will continue to get notifications even after the app logs you out.



LAST CHANCE ITEMS



Make Sure this is Visible to Students!

Course Content



Important - Read This! About Blackboard Ultra

Visible to students ▾



Make course OPEN

Course Faculty



Lisa Brown

INSTRUCTOR

Details & Actions



Roster

[View everyone in your course](#)



Progress Tracking ⓘ

[Turn off](#)



Course Image

[Edit display settings](#)



Course is private

[Students can't access this course](#)



Attendance

[Mark attendance](#)



Books & Tools

[View course & institution tools](#)



Question Banks

[Manage banks](#)



This is NOT QWICKLY

Course Faculty



Lisa Brown

INSTRUCTOR

Details & Actions



Roster

[View everyone in your course](#)



Progress Tracking ⓘ

[Turn off](#)



Course Image

[Edit display settings](#)



Course is private

[Students can't access this course](#)



Attendance

[Mark attendance](#)



Books & Tools

[View course & institution tools](#)



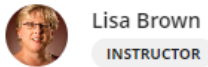
Question Banks

[Manage banks](#)



User List in Course

Course Faculty



Lisa Brown

INSTRUCTOR

Details & Actions



Roster

[View everyone in your course](#)



Progress Tracking ⓘ

[Turn off](#)



Course Image

[Edit display settings](#)



Course is private

[Students can't access this course](#)



Attendance

[Mark attendance](#)



Books & Tools

[View course & institution tools](#)



Question Banks

[Manage banks](#)

EDE484.1.SPRING2024WSE • Online Teaching and Learning (EDE484.1.SPRING2024WSE)

Roster Visible to students + 🔍

All course members (6) ▾

Last Name ↕	Role	Accommodations
Lisa Brown	INSTRUCTOR	...
	TEACHING ASSISTANT	...
	Student	...
	Student	...
	Student	...
	Student	...



Add Users

Online Teaching and Learning (EDE484.1.SPRING2024...

Enroll People

Add students, assistants, and other people to your course.

Type a name to find and enroll

Add students, assistants, and other people to your course.

eric

Search results for 'eric' showing a list of users with profile pictures and roles. The second user is highlighted with a green checkmark, and a dropdown menu is open showing 'Student' as the selected role.

	[Redacted]	+
		✓
	Student	
	[Redacted]	+
	[Redacted]	+

Cancel

Save



QUESTIONS?

